

Skole-forberedende kursus


*Spil*

# MELODICA

*med Jeanette og Lars*



COPYRIGHT © 2008



DYREMOSE<sup>A/S</sup>.com


Flidsagervej 16 ♦ 2500 Valby ♦ Denmark ♦ Tlf.: (+45) 36 46 34 24 ♦ [www.dyremose.com](http://www.dyremose.com)



I



Z





|



|



|



|



|



|



|



Z



|




|



Z



|






I



Z





1

1

1

Z



1

1

Z

1






1



Z



Z

1

















TIK      TAK      TIK-KE      TAK





AV - RA FOR LAU-RA



ÆK BÆK MØL-LER-SÆK




IS




STOR

IS

LIL-LE IS



IS IS IS IS



1 IS


2 IS









3 IS


1 1 2 2 3 3

FAR - VEL MIN VEN


OG TAK FOR I DAG







U	U
U	U
U U	U U
U U U	U U U
U U U U	U U U U



|                      |                      □                      |  
 ÆK                      BÆK                      MØL-LER-SÆK


|                      |                      |                      Z  
 DU                      SLAP                      VÆK



|                      □                      |                      |  
 AV -                      RA FOR LAU - RA

□                      □                      |                      |  
 PE-TERS BUK-SER FLAG - RER





# A C


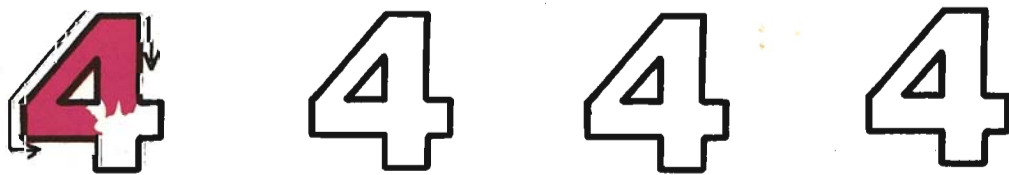
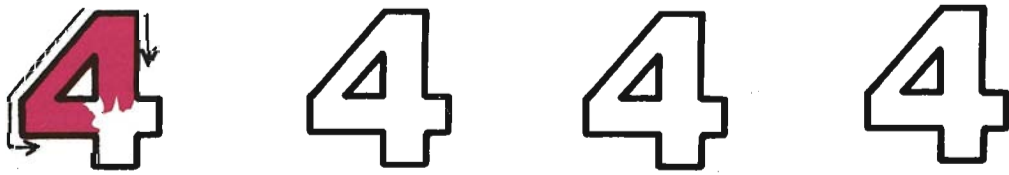


VAR - ME PØL - SER

FRI - SKE BRØD TIL

**A** A A A A

C C C C










HA - NEN SID - DER

A musical staff with four lines. The first two notes are on the second line from the bottom, each with a black oval containing the letter 'C'. The next two notes are on the first line from the bottom, each with a black oval containing the letter 'A'. Vertical lines connect the notes to the lyrics 'HA - NEN SID - DER' written below the staff.

UN - DER SO - LEN

A musical staff with four lines. The first two notes are on the second line from the bottom, each with a black oval containing the letter 'C'. The next two notes are on the first line from the bottom, each with a black oval containing the letter 'A'. Vertical lines connect the notes to the lyrics 'UN - DER SO - LEN' written below the staff.


REGN REGN KOM I - GEN


REGN DU ER MIN BED-STE VEN




SOL SOL KOM I - GEN

SOL DU ER MIN BED-STE VEN





HVAD DRIK - KER MON




MA - LER - ME - STER



MØL - LER

?

?






TI - TI - BÉ

TI - TI - BÉ

SO - LEN TA'R DEN

FØR - STE SNE






IS



SI

BIL



|  
STOR

|  
BIL

|  
LIL-LE  
BIL

BIL

BIL


BIL





BI




E






TE




4 IS





5 IS




PUNK-TUM PUNK-TUM KOM-MA STREG,  
 .                    ..                    'i'                    'i'

SÅ-DAN TEG-NES NI - KO - LAJ,  


O - STE SKI - VE, MA - VE STOR,  


SÅ-DAN KOM HAN TIL VOR JORD.  






AG - GI



MAG - GI



DUL - LI



MAG - GI



DAS

-



GI

-



KUM,



KAN DU



IK - KE



SID - DE



STIL - LE



PÅ DIN



RUM

-







BI

-



GUM.



|



Z








|




|








JOHN  
GERD




KIR-STEN  
SØ-REN








JO-HAN-NES  
MA-LE-NE



VI-VI-AN  
NI-KO-LAJ





A-LEX-AN-DER  
MA-RI-AN-NE







HVAD HED-DER DU?




KOM-MER DU NED OG LE - GE?



J A J E G G Ø R N U K O M - M E R J E G



N E J J E G G Ø R E J J E G S K A L S P I - S E



1

2

3

4

5

6

7



TOM-MER-




SØM

z

z

z






HEJ - SA ÅH - JA






JEG ER SÅ GLAD I DAG



HEJ - SA ÅH - JA



JEG KAN SPILE ME-LO-DI-CA



# LYS



LIL - LE

LYS


STORT

LYS



# BY

# A - BE



6 6 6 6 6 6

7 7 7 7 7 7


6 IS 

7 LYS 

O-LE OST



O O O O O O O





IS



SI



BI



BIL



BY



LYS




TE




A-BE



O-LE




OST




SO




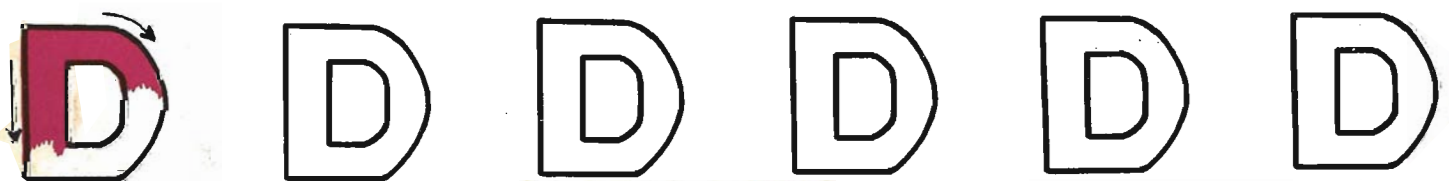
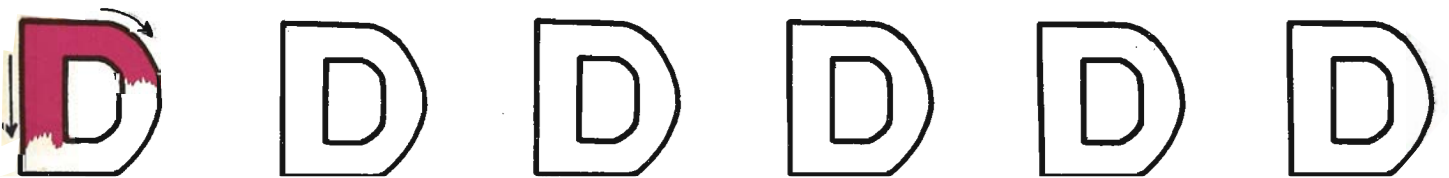
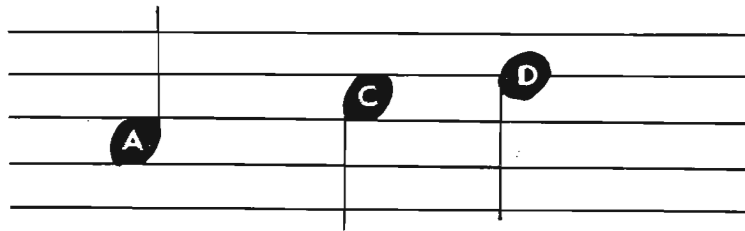
SOL

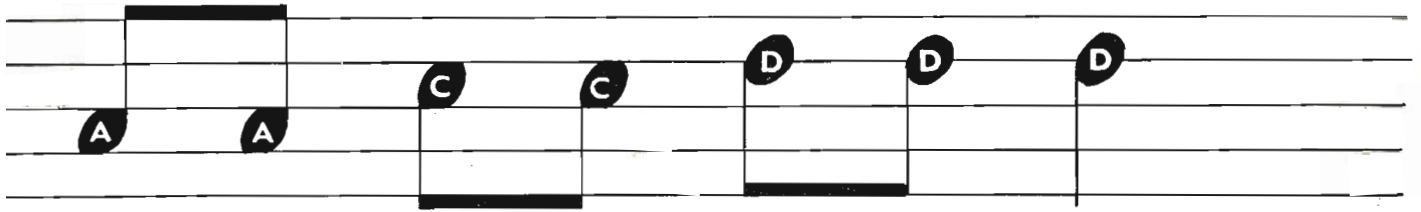




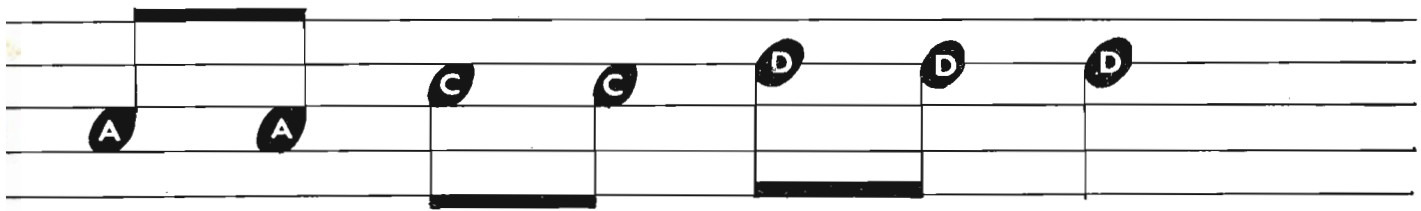


A C D







O - LE HAV-DE FØD-SELS-DAG  
HAN HAR




SID-STE LØR-DAG FOR-MID-DAG  
NÆ-STE



**A B C D E**






HAT-TEN AF I KLAS - SEN



EL- LERS KOM-MER MAD - SEN OG



GIR' DIG EN PÅ KAS - SEN



1 1 1 1 1 1 1 1 1


1 1

2 2 2 2 2 2 2 2 2

2 2

3 3 3 3 3 3 3 3 3

3 3





H U S

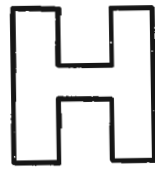
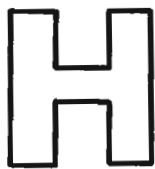
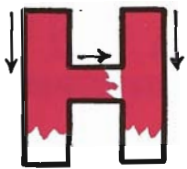


|  
ET

|  
HUS


|  
TO

┌  
HU-SE



HUS

HUS





O-LE






Å-SE





MOR



FAR








AV - RA FOR LAU - RA

A musical staff with five lines. The notes are: C (first line), A (second line), D (third line), C (second line), and A (first line). The notes are connected by a horizontal line. Below the staff, the lyrics "AV - RA FOR LAU - RA" are written in a simple, bold font.





PE-TERS BUK-SER FLAG - RER

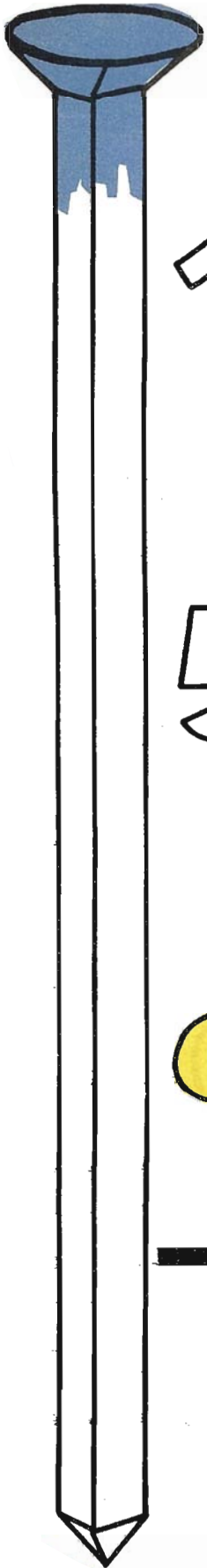
A musical staff with five lines. The notes are: C (first line), C (first line), A (second line), D (third line), C (second line), and A (first line). The notes are connected by a horizontal line. Below the staff, the lyrics "PE-TERS BUK-SER FLAG - RER" are written in a simple, bold font.

A B C D E F

Large, colorful letters A, B, C, D, E, and F are displayed in a row. A is blue, B is green, C is red, D is yellow, E is green, and F is blue.








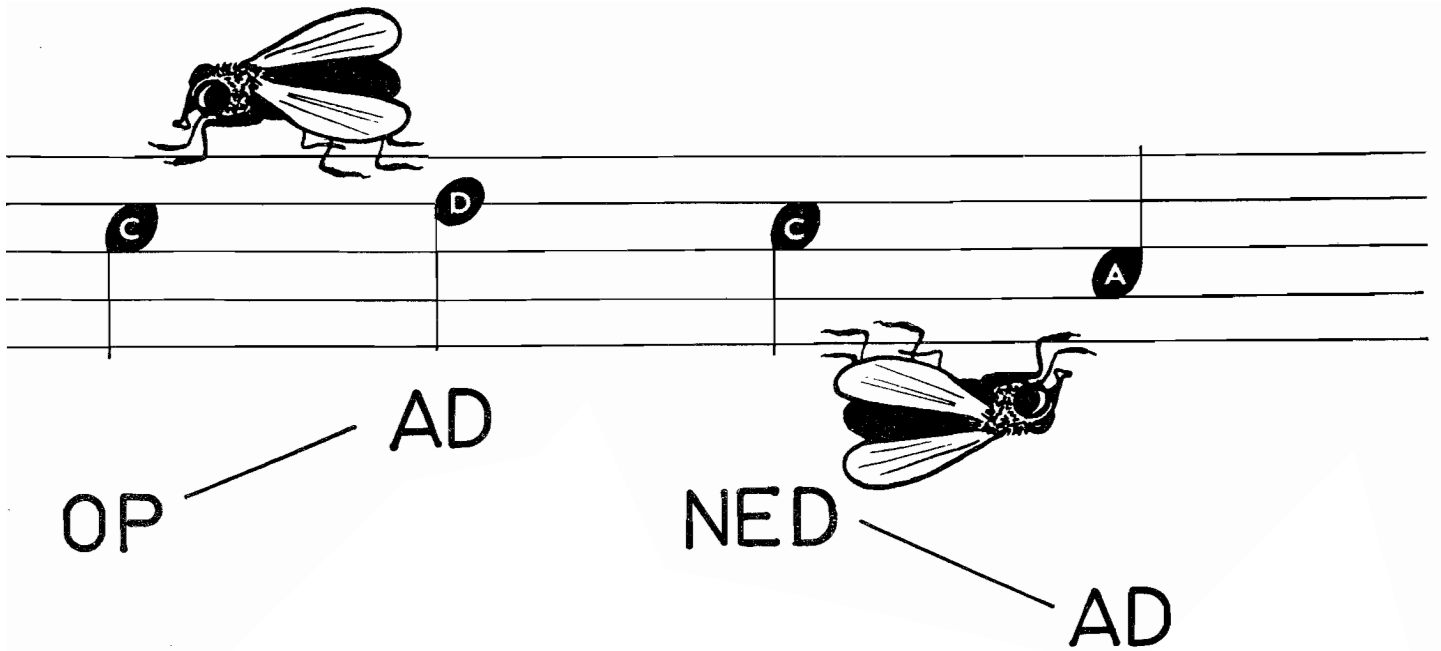
1 2 3 4

5 6 7 8

9 TOM-MER-SØM

8 8 8 8 8  
9 9 9 9

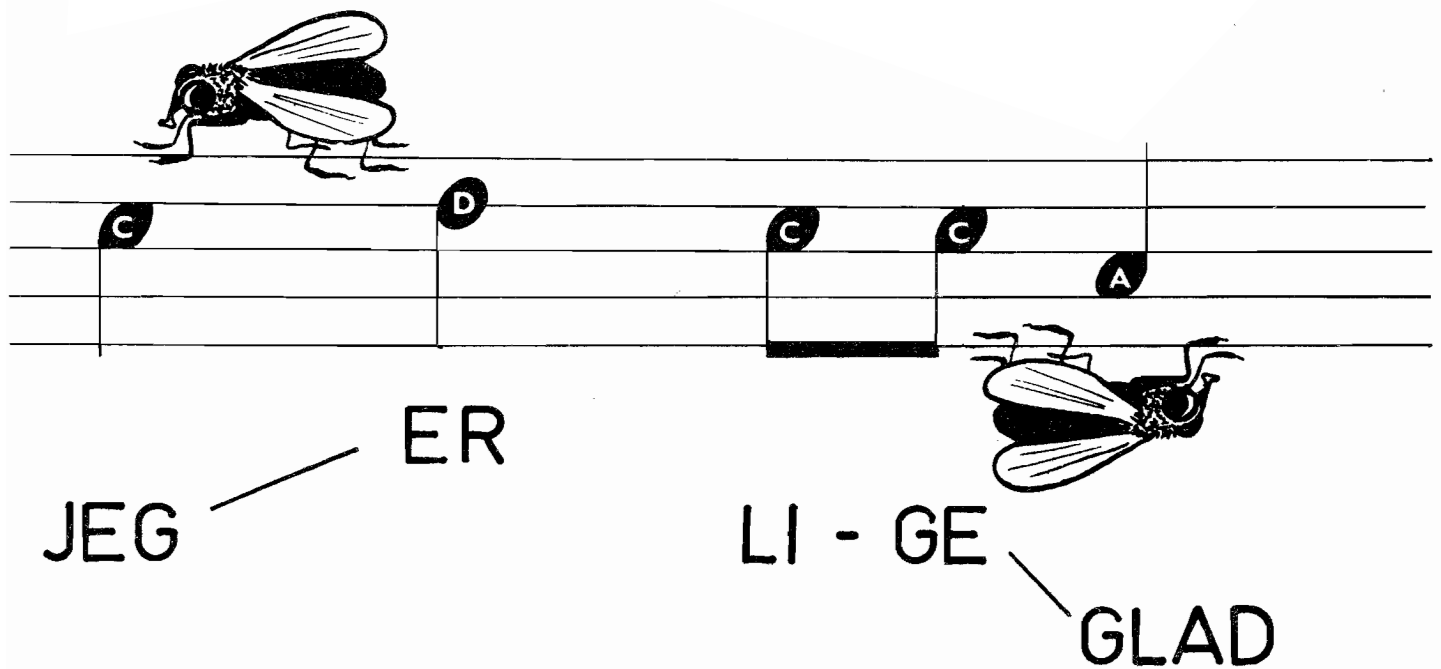




OP — AD

NED — AD


A musical staff with four lines. The notes are C (first line), D (second line), C (first line), and A (third space). A fly illustration is positioned above the first two notes, and another fly illustration is positioned below the last two notes.




JEG — ER


LI - GE — GLAD

A musical staff with four lines. The notes are C (first line), D (second line), C (first line), C (first line), and A (third space). A fly illustration is positioned above the first two notes, and another fly illustration is positioned below the last two notes.







GYNG GANG, GYNG GANG,




NOK EN GANG, GYNG GANG,





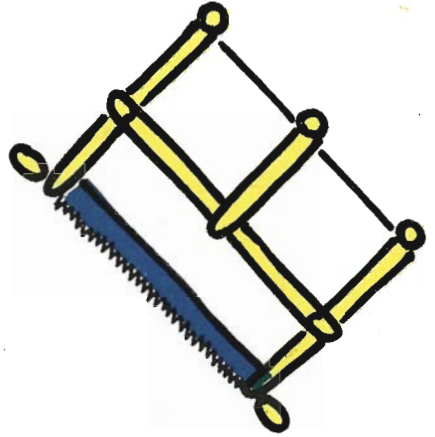

GYNG GANG, GYNG GANG,



NOK EN GANG, GYN-GE SANG.







|

AV

|

GO

-

|

DAV

┌───┐  
│ │  
└───┘

MÅ JEG

┌───┐  
│ │  
└───┘

LÅ-NE

|

DIN

|

SAV?

z

|

VEL

┌───┐  
│ │  
└───┘

MÅ

DU

|

EJ,

┌───┐  
│ │  
└───┘

DU MÅ

|

GÅ


|

DIN


|

VEJ.

z




MAL ET ÆB-LE




A + E = Æ

Æ Æ Æ



O - LE SÅ ET Æ - SEL

□ □ | |





Å



-

SE



SÅ ET BÅL



MIS




SÅ



8




MUS








EN NIS-SE



EN MØL-LE





JØR-GEN, JØR-GEN JY - DE

SEJ-LED' I EN GRY - DE.

GRY-DEN SPRANG, JØR-GEN SANG


MO - AR, MO - AR, NOK EN GANG.

HVEM ER DET DER BAN - KER?

DET ER PE-TER AN - KER!


HVEM ER DET DER LUK-KER OP?

DET ER PE-TER SUK-KER-TOP!

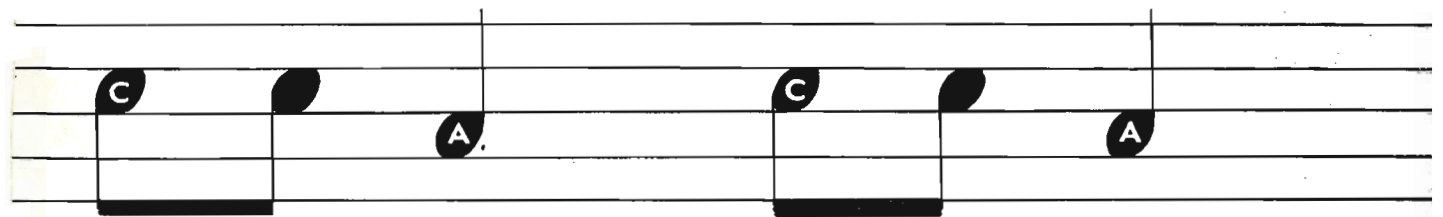




SLIK-KE-RIK-KE, SLIK-KE-RIK-KE,




HUN SKAL AL-TID TIG - GE.






MÅ JEG FÅ? MÅ JEG FÅ?




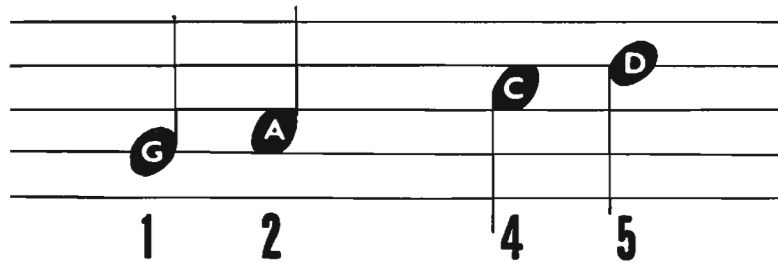
SLIK-KE-RIK-KE DU MÅ GÅ.








**G A C D**





LIL - LE PYL - LE LÅ PÅ HYL - DE




LIL - LE PYL - LE FAL - DER NED





IN - GEN MAND I DET - TE LAND



LIL - LE PYL - LE RED - DE KAN.








**DYREMOSE** A/S  
Flidsagervej 16 • 2500 Valby • Denmark

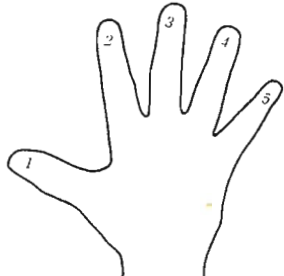
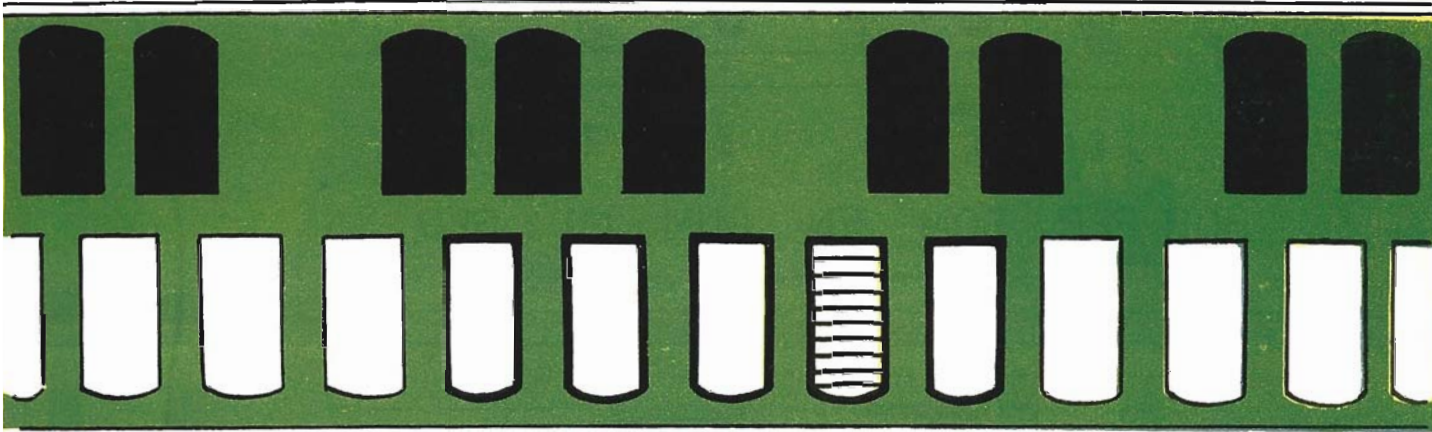

Tlf.: (+45) 36 46 34 24  
[www.dyremose.com](http://www.dyremose.com)




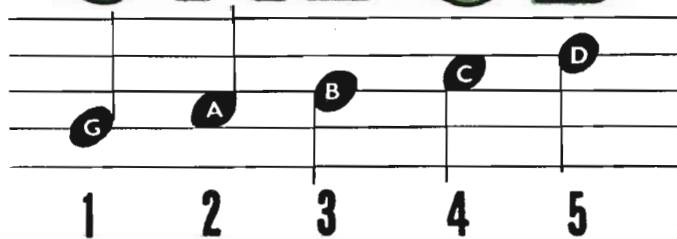
<b>A-BE</b>	<b>LYS</b>	<b>BIL</b>	<b>SI</b>	<b>IS</b>
<b>MEL</b>	<b>UR</b>	<b>HUS</b>	<b>OST</b>	<b>BI</b>
<b>SØ</b>	<b>HØ</b>	<b>SOL</b>	<b>SO</b>	<b>TE</b>
<b>Ø</b>	<b>MØL-LE</b>	<b>RO-SE</b>	<b>MUS</b>	<b>BY</b>







**G A B C D**





TO-NE HUN ER TYK OG FED,

Musical notation for the first line of the song. The notes are G, A, B, C, B, A, G. Below the notes are the numbers 1, 2, 3, 4, 3, 2, 1.

HOP-PER SOM EN GUM - MI - GED,


Musical notation for the second line of the song. The notes are A, B, C, D, C, B, A. Below the notes are the numbers 2, 3, 4, 5, 4, 3, 2.

NÅR MAN SER PÅ HEN'S FA - CON





Musical notation for the third line of the song. The notes are D, C, B, A, B, C, D. Below the notes are the numbers 5, 4, 3, 2, 3, 4, 5.

LIG - NER HUN EN GAS - BAL - LON.

Musical notation for the fourth line of the song. The notes are G, A, B, C, B, A, G. Below the notes are the numbers 1, 2, 3, 4, 3, 2, 1.



# E N E T





FAR-MOR SÅ EN A - BE




FAR - FAR

SE EN Ø

EN

Ø

I EN SØ



MOR-MOR SÅ

4

ÅL




SE

3

HU-SE MOR-FAR





O-LE MÅ LØ-BE

Å-SE MÅ SY





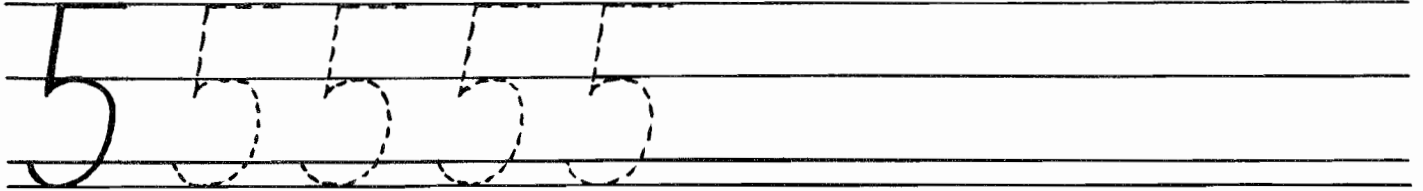


FAR MÅ SA-VE

MOR MÅ RI-VE

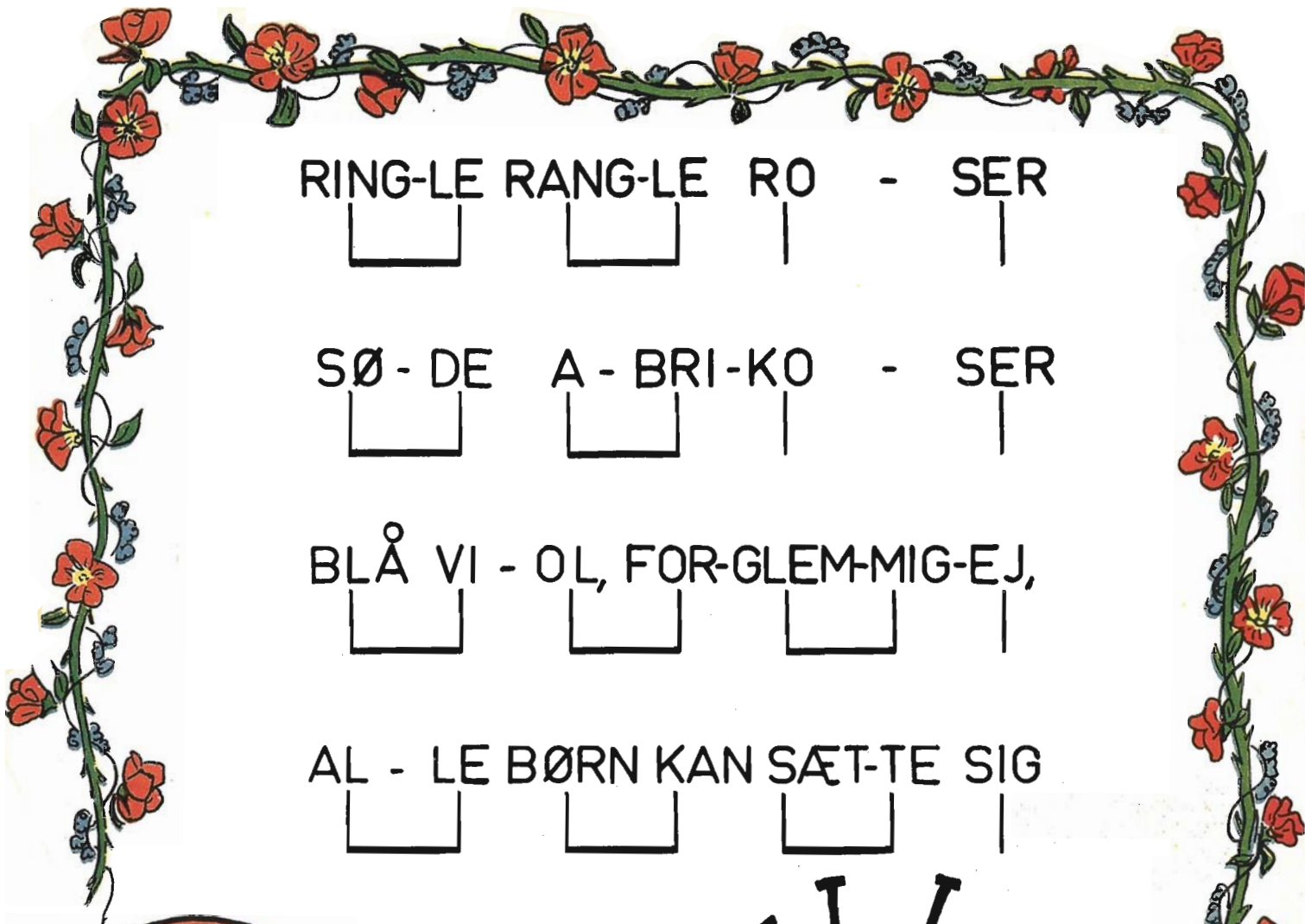
VI MÅ MA-LE



NÅL







RING-LE RANG-LE RO - SER

□ □ □ □ □ □ □ □ □ □

SØ - DE A - BRI - KO - SER

□ □ □ □ □ □ □ □ □ □

BLÅ VI - OL, FOR-GLEM-MIG-EJ,

□ □ □ □ □ □ □ □ □ □

AL - LE BØRN KAN SÆT-TE SIG


□ □ □ □ □ □ □ □ □ □







HA - NE

RY-KELLY KY-KELLY

HØ - NE





**A**

A A

**B**

B B

**C**

C C

**D**

D D

**E**

E E

**F**

F F

**G**

G G

**H**


H H

**I**

I I





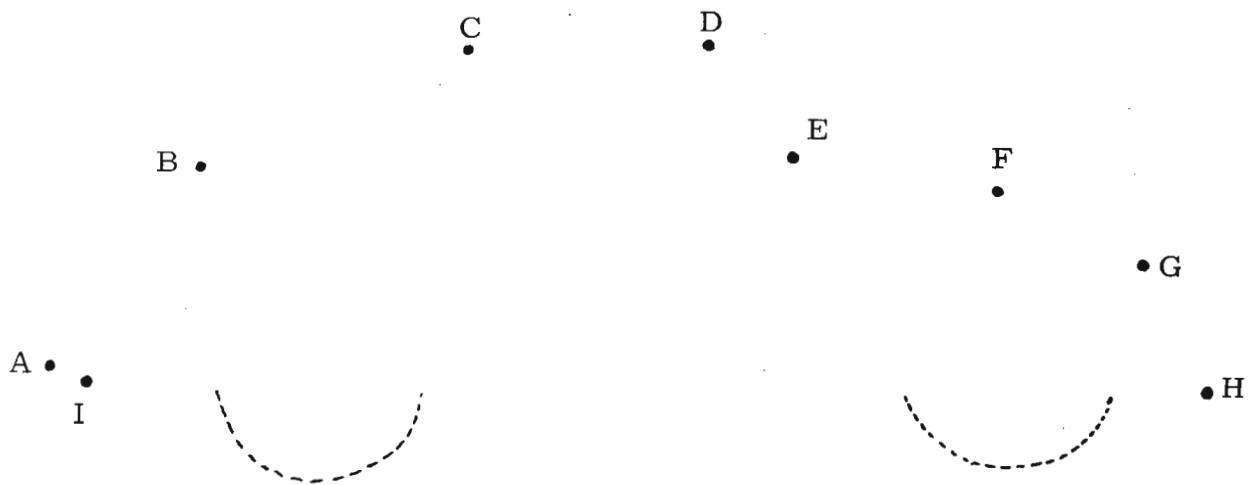
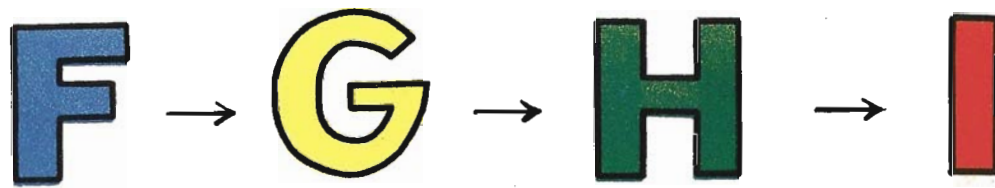

PAL-LE PAS NU PÅ




PIL

10 PO-LI-TI





# VI MÅ MA-LE



BÅT, BÅT, BÅT, BÅT, BÅT,

1

BÅT, BÅT, BÅT, BÅT, BÅT,

O - LES NY - E AU - TO - BIL

2

KØR' I TI - MEN OT - TE MIL,


3

TØF, TØF, TØF, TØF, TØF,

5 3 1

TØF, TØF, TØF, TØF.

2



# K



KAF-FE

KA-NEL

KA-KA-O

Å-SE KAN KØ-BE



KAF-FE TIL FAR



VI KAN KØ-BE KIKS I



O-LES BU-TIK



**K** K K K K J J J J



IK-KE HØ-RE




IK-KE SE



IK-KE TA-LE









<b>HØ-NE</b>	<b>SÆ-BE</b>	<b>SØM</b>	<b>PO-LI-TI</b>	<b>Æ-SEL</b>
<b>PIL</b>	<b>ÅL</b>	<b>ÆB-LE</b>	<b>BAM-SE</b>	<b>NIS-SE</b>
<b>LÅS</b>	<b>HA-NE</b>	<b>RI-VE</b>	<b>BÅL</b>	<b>Å</b>
<b>TÆP-PE</b>	<b>SAV</b>	<b>NÅL</b>	<b>VA-SE</b>	<b>HU-E</b>






**DYREMOSE** A/S  
Flidsagervej 16 • 2500 Valby • Denmark

Tlf.: (+45) 36 46 34 24  
[www.dyremose.com](http://www.dyremose.com)

D



DUK-KE DAM-PER

Å - SE ER DET DIN DUK-KE



O - LE LUK DEN DØR



KAN DU SE DEN FI-NE DAM-PER



DER ER 1 SOL-DAT



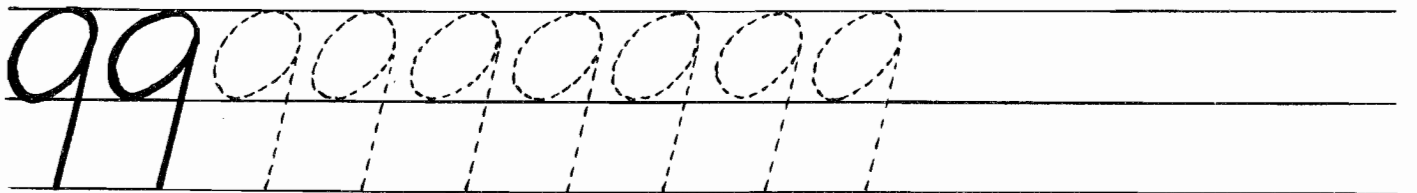

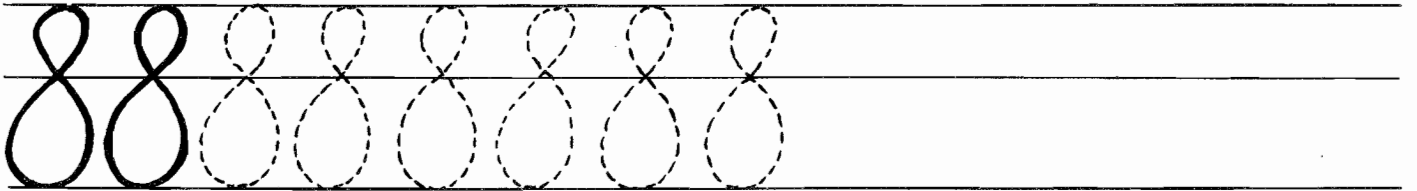

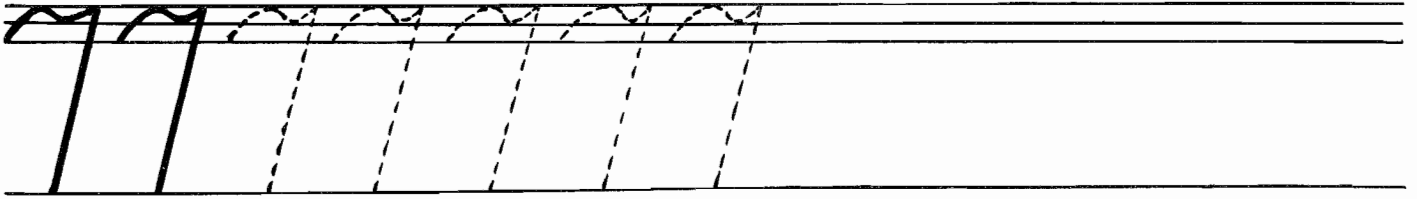
DER ER DUK-KER

DER ER DÅ-SER

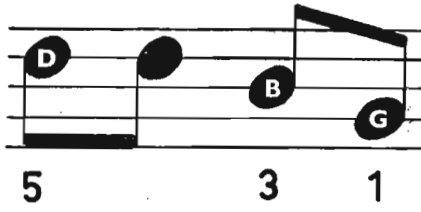
DER ER DYR

DER ER JU-LE-NIS-SE

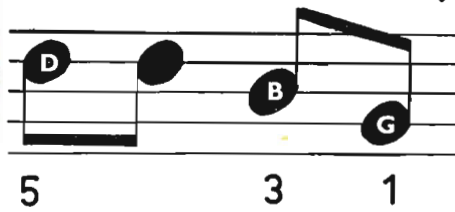




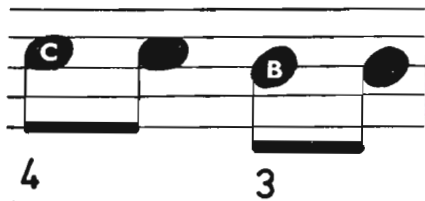
SE MIN SMUK-KE



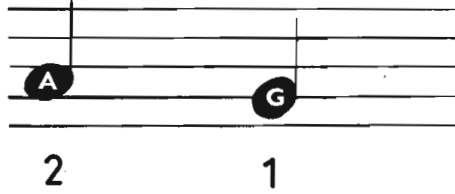
NY-E DUK-KE,



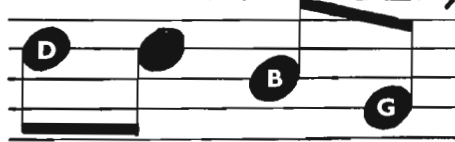
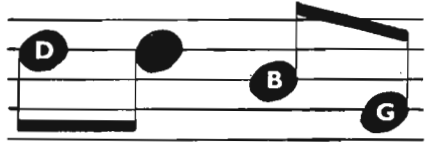
DEN KAN LUK-KE




Ø- JET,






FAR HAR KØBT DEN, JEG HAR DØBT DEN,



MOR HAR SY-ET



TØ- JET.





ÆB-LE

·NÅL

LÅS

·SØM

·RI-VE

·PIL

Æ-SEL



VA-SE

HA-NE


NIS-SE



BÅM-SE

Å

·SÆ-BE



HØ-NE

·SAV



KIKS

·ÅL



·TÆP-PE

SOL-DAT



JU-LE-GA-VE

DAM-PER



·DØR

DÅ-SE




·ØL

DUK-KE



BÅL

HU-E





SE DEN LIL - LE

Musical notation for the first line of the left column. It consists of a single staff with four quarter notes. The first note is a B on the second line, and the other three are whole notes on the second space. A '3' is written below the first note.

NEJ, HVOR ER DEN

Musical notation for the second line of the left column. It consists of a single staff with four notes: a D on the second space, a B on the second space, a G on the first space, and a B on the second space. The first two notes are beamed together. Fingerings '5', '3', '1', and '3' are written below the notes.

DEN HAR FI - NE

Musical notation for the third line of the left column. It consists of a single staff with four notes: an A on the first space, a B on the second space, a C on the second space, and a D on the second space. The first two notes are beamed together. A '2' is written below the first note.

OG EN PELS SÅ

Musical notation for the fourth line of the left column. It consists of a single staff with four notes: a G on the first space, an A on the first space, a B on the second space, and an A on the first space. The first two notes are beamed together. Fingerings '1', '2', '3', and '2' are written below the notes.

KAT - TE - KIL - LING,

Musical notation for the first line of the right column. It consists of a single staff with four notes: a D on the second space, a B on the second space, a C on the second space, and a D on the second space. The first two notes are beamed together. Fingerings '5' and '3' are written below the first two notes.

SØD !

Musical notation for the second line of the right column. It consists of a single staff with two notes: an A on the first space and a whole rest. A '2' is written below the first note.


HVI - DE PO - TER

Musical notation for the third line of the right column. It consists of a single staff with four notes: a C on the first space, an A on the first space, a B on the second space, and a C on the second space. The first two notes are beamed together. Fingerings '4' and '2' are written below the first two notes.

BLØD.

Musical notation for the fourth line of the right column. It consists of a single staff with two notes: a G on the first space and a whole rest. A '1' is written below the first note.

LANG HALE





**J** J J

**K** K K

**L** L L

**M** M M

**N** N N

**O** O O

**P** P P

**Q** Q Q

**R** R R

**S** S S

HEK - SE - MUT- TER MED DET



GU- LE - GRØN - NE HÅR,



HØR' DU EJ HVAD



KLOK - KEN SLÅR.



DEN SLÅR

1




DEN SLÅR

2




DEN SLÅR

3



DEN SLÅR

4



DEN SLÅR

5




DEN SLÅR











6





DEN SLÅR

7



DEN	SLÅR	8	z		
		└─┘			
DEN	SLÅR	9	z		
DEN	SLÅR	10	z		
DEN	SLÅR	11	z		
		└─┘			
DEN	SLÅR	12	z		

# HE-LE HU-SET BRÆN-DE



DIK- KE-  
└───┘

MAND

|

DIK- KE-  
└───┘

HAR

|

DIK- KE-  
└───┘

MAS-

|

DE

|

SIK-

|

DIK- KE-  
└───┘

ER

|

DIK- KE-  
└───┘

HAN

|

DIK- KE-  
└───┘

SE

|

MÅ NU

└───┘

KERT

|

DIK!

|

KOM-

|

DIK,

|

MED?

|

DIK,

|

PEN-

|

HEN

|

STED!

|

MIN

|

MEN,

|

HVAD

|

Z

|

EN

|

GE.


|

ET

|


Z

|




MAL EN SPARE-BØS-SE

V V X X Z Z



T  
U  
V  
X  
Y  
Z  
Æ  
Ø  
Å

Handwriting practice lines for uppercase letters T, U, V, X, Y, Z, Æ, Ø, and Å. Each letter is shown once as a solid line and once as a dashed line for tracing. The letters are arranged in rows on a set of four horizontal lines (top, middle, bottom, and descender).



TO-VE





STIL- LE NU!



AF- TEN- KLOK- KEN



SO- LEN SANK




NAT- TEN STIL- HED




HØ- RER DU,




RIN- GER!



STOR OG BLANK,



BRIN- GER.



# ZOO



**ZE-BRA**



**LØ-VE**



**PAN-TER**



**GI-RAF**

DYR I  
[ ] [ ]

ZOO EJ  
[ ] [ ]

FRI KAN  
[ ] [ ]


GÅ  
|

DU MÅ  
[ ] [ ]


LI- ME  
[ ] [ ]


BU- RE  
[ ] [ ]

PÅ  
|



**FIR-BEN**






GÅS OG GED



GIK EN TUR.



G



GAM- LE "GUF"



FIK EN LUR.






GIT- TE OG GERT I MÅ



IK- KE GÅ PÅ GA- DEN.









E e

I i

N n



en ø i en sø  
| | L |

e e e i i i n n n

TEG-NET a OG å  
SER UD SOM DIS-SE BLÅ.  
TRYK-TE a OG å  
ERTIT OG MEST SOM  
SÅ ( a å )

A a

Å å



B b



Å-se så en a- be  
L L | |





a a a å å å b b b



A B C D E F G  
H I J K L M N  
O P Q R S T U  
V X Y Z Æ Ø Å

1 2 3 4 5  
6 7 8 9 10  
11 12 13 14 15  
16 17 18 19 20



Dig og mig og vi to



sej- led i en træ- sko.



Da vi kom til Lan- ge- land,





var vor træ- sko fuld af vand.




Da vi kom til Rom,



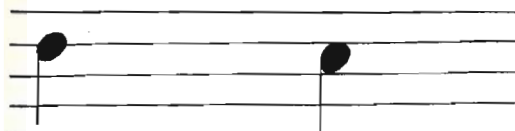
var vor træ- sko tom.



HER KAN DU LÅ-VE ET MA-LE-RI OM: "DIG OG MIG OG VI TO".




Sur, sur,



5

4

lil- le bi om-



2

3

4

2

Frygt ej for de



3

4

5

3

flyv kun ud i



3

4

5

3

Sur, sur,



3

4

sur, i lys- tig




4

3

4

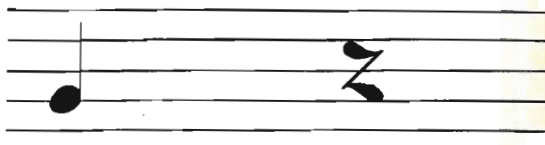
2

sur,



3

kring!



1

vil- de dren- ge,



2

3

4

2

mark og en- ge!



2

3

4


2

sur,




5

ring!



1



1,

|

nu

|

2,

|

skal |

|

3,

|

ba- re

|

4,

|

først

|

5,

|

en

|

6,

|

lil- le

|

7,

|

så

|

8,

|

lidt

|

9,

|

hek- se-

|

10,

|

nis- se

|

11,

|

og en

|

12,

|

trold.

|

13,

|

fro- kost

|

14,

|

har du

|

15,

|

glemt den?

|

16,

|

den

|

17,

|

tog nok

|

18,

|

kat- ten.

|

19,

|

Bi

|

20,

|

til jeg

|

Kis

|

får dig

|

z

se.

|

z

heks.

|

z

ri.

|

en

|

z

din

|

z

av

|


z


kat!

|

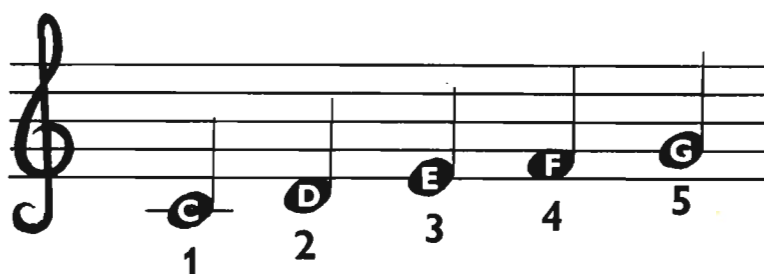
fat.

|






**C D E F G**



**Hop, hop, hop, hop, hop-pe-bold!**

Hop, hop, hop, hop, hop, hop, hop, hop,

hop, hop, hop, hop, hop-pe-bold.






HYP, HYP, HOP, FREM - AD I GA - LOP!

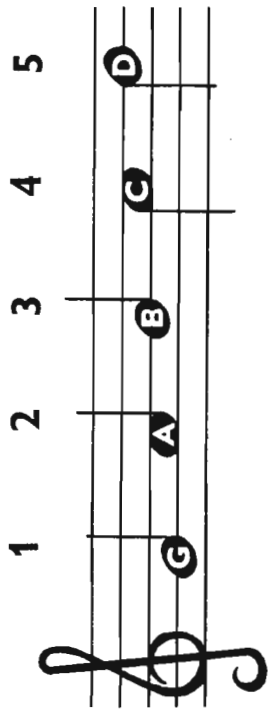
1 3 5 4 3 2 1

MUN - TER O - VER GRØFT OG GÆR - DE, HOP - SA SÅ - DAN SKAL DET VÆ - RE.


4 2 5 3

HYP, HYP, HOP, FREM - AD I GA - LOP!

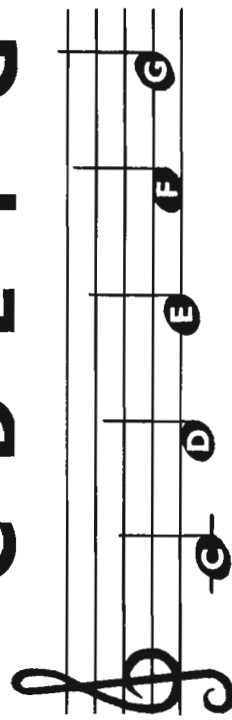




**G A B C D**

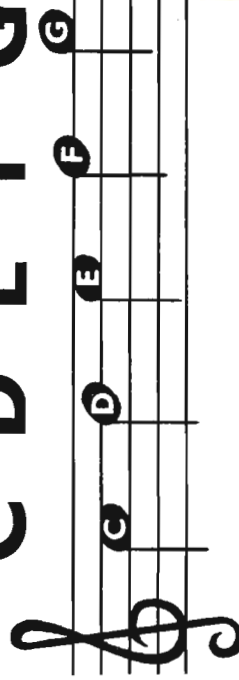


**C D E F G**




**1 2 3 4 5**

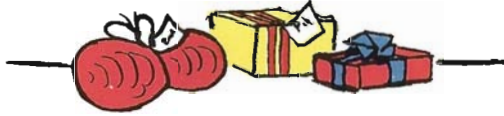
**C D E F G**




**1 2 3 4 5**



JU - LEN GI - VER GA- VER OG ONDT I VO - RE MA- VER!



EN OK - TAV HØ - JE - RE.  
TEGN SELV RE - STEN AF NO - DER - NE!



JU - LEN GI - VER GA- VER OG ONDT I VO - RE MA- VER!

## HORN-SIG-NAL.

TRA - DA - DA - DA - DA - DA - DA - DA - DA - DA, TRA - DA - DA - DA - DA - DA - DA - DA - DA - DA!


EN OK - TAV DY - BE - RE.  
TEGN SELV RE - STEN AF NO - DER - NE!




TRA - DA - DA - DA - DA - DA - DA - DA - DA - DA, TRA - DA - DA - DA - DA - DA - DA - DA - DA - DA!




„OP, LIL - LE HANS,



OP, LIL - LE HANS,





NU SYN- GER



LÆR- KEN“.




„NEJ, LIL - LE MOR,




NEJ, LIL - LE MOR,




DET ER DØ- RENS



KNIR- KEN“.





KLA-RI-NET



TAM-BU-RIN



C D E F G A B C D E F G A B C

JEG KAN LA- VE  
 JEG KAN SPIL' ME-  
 JEG KAN SPIL- LE  
 JEG KAN SPIL- LE

FIN LO- FIN MU- SIK,  
 LO- XY- LO- DI- CA,  
 PA XY- LO- LO- FON,  
 PA XY- LO- FON,  
 PA XY- LO- FON,

FIN MU- SIK,  
 LO- DI- CA,  
 XY- LO- FON,  
 PA XY- LO- FON,  
 PA XY- LO- FON,

FIN MU- SIK,  
 LO- DI- CA,  
 XY- LO- FON,  
 PA XY- LO- FON,



JEG KAN LA- VE  
 JEG KAN SPIL' ME-  
 JEG KAN SPIL- LE  
 JEG KAN SPIL- LE



FIN LO- FIN MU- SIK,  
 LO- XY- LO- DI- CA,  
 PA XY- LO- FON,  
 PA XY- LO- FON,

FIN MU- SIK,  
 LO- DI- CA,  
 XY- LO- FON,  
 PA XY- LO- FON,

FIN MU- SIK,  
 LO- DI- CA,  
 XY- LO- FON,  
 PA XY- LO- FON,

DU KAN OG-SÅ SYN-GE OM DE AN-DRE TING DU SER  
 HER PÅ SI-DEN OG MÅ-SKE KAN DU SELV FIN-DE PÅ FLE-RE.





<b>BUR</b>	<b>SKO</b>	<b>PEN-GE</b>	<b>TU-LI-PAN</b>
<b>ÆG</b>	<b>TRE-BEN</b>	<b>GA-DE</b>	<b>NO-DE</b>
<b>G-NØG-LE</b>	<b>ZE-BRA</b>	<b>FIR-BEN</b>	<b>LØ-VE</b>
<b>GED</b>	<b>PAU-SE</b>	<b>PAN-TER</b>	<b>DU-E</b>
<b>GÅS</b>	<b>BOLD</b>	<b>OK-TAV</b>	<b>GI-RAF</b>

